

# Chorley Partnership Annual Report

2011/12





# Annual Report 2011/12



## Contents

**Meet the Champions** page 1

**Welcome** page 2

**You and Your Family** pages 3 - 6

- Introduction
- Achievements
- Key Projects
- Performance

**You and Your Community** pages 7 - 10

- Introduction
- Achievements
- Key Projects
- Performance

**You and Chorley** pages 11 - 14

- Introduction
- Achievements
- Key Projects
- Performance

**Looking Forward** pages 15 - 16

Working  
Together  
for Chorley

**Chorley**  
Partnership



# Meet the Champions

## Introducing the Chorley Partnership Champions

The Chorley Partnership Champions are key representatives for each theme in the Sustainable Community Strategy, scrutinising performance and acting as ambassadors for their theme which they will introduce in this report.

“

Working in Partnership to deliver more for Your Family, for Your Community and for Chorley

”

### **Gail Porter:** You and Your Family Champion

Gail works for Lancashire County Council on key projects to help vulnerable families across the County, ensuring they get all of the help and support that they need as well as making sure children and young people get the best possible start in life. As well as providing strong support for families, Gail's other big priorities focus on education and jobs and being healthy, linking the Partnership with the work of local health providers.

### **Geraldine Moore:** You and Your Community Champion

As Chief Officer of Age UK Chorley, Geraldine is committed to improving the lives of older people across the borough as well as being a big supporter of the wider Voluntary, Community and Faith sector. Geraldine makes sure that the voices of all local groups are heard as well as keeping an eye on targets relating to community services.

### **Allan Jones:** You and Chorley Champion

Allan is Chairman of Porter Lancastrian and passionate about making Chorley a thriving economic centre, with a vibrant local economy and sustainable places and transport. As Champion for Chorley, Allan connects the Partnership with local businesses and also works with our Economic Regeneration team to bring new business to Chorley.

## Introduction

Welcome to the Chorley Partnership Annual Report which looks back over the work of the Chorley Partnership in 2011/12, a year that has seen huge success for Partnership working in a time of complex challenges for many organisations.

This year we have been working to achieve the new Sustainable Community Strategy following its refresh in 2010/11 and it has proved to be very effective in guiding the work of the Partnership towards achieving our shared vision and priorities for the communities of Chorley.

		Sustainable Community Strategy 2010 - 2020						Chorley Partnership	
Vision		Chorley will smile as the most attractive and supportive place in the North West to live, work, invest, play and visit. People will be healthy and happy in safe communities where they can achieve their ambitions							
Themes	You and Your Family			You and Your Community			You and Chorley		
Priority	Strong Family Support	Education and Jobs	Being Healthy	Pride in Quality Homes and Clean Communities	Safe Respectful Communities	Quality Community Services and Spaces	Vibrant Local Economy	Thriving Town Centre, Local Attractions and Villages	Sustainable Places and Transport
Long term outcome	<ul style="list-style-type: none"> <li>Ensure early intervention and prevention of health and wellbeing problems</li> <li>Use a whole family approach to address problems and provide support</li> <li>Support the ageing population to be healthy and independent</li> </ul>	<ul style="list-style-type: none"> <li>Improve skills across the family</li> <li>Improve links from good quality education to employment</li> <li>Promotion and uptake of local job prospects</li> </ul>	<ul style="list-style-type: none"> <li>Improve the quality of local health services</li> <li>Reduced Health Inequalities</li> <li>Families enabled to make healthy lifestyle choices</li> </ul>	<ul style="list-style-type: none"> <li>Provision of quality affordable housing</li> <li>Clean streets</li> <li>Communities that residents actively take care of and improve</li> </ul>	<ul style="list-style-type: none"> <li>Safe communities</li> <li>Cohesive communities where people get on well together</li> <li>Reduce death and injuries from fire</li> </ul>	<ul style="list-style-type: none"> <li>High quality coordinated public services</li> <li>Clean, safe and well used open spaces</li> <li>Empowered local people managing community assets</li> </ul>	<ul style="list-style-type: none"> <li>Promote knowledge based inward investment</li> <li>Support a strong, indigenous business base</li> <li>Ensure families and communities reach their full economic potential</li> </ul>	<ul style="list-style-type: none"> <li>A contemporary market town with good quality shops</li> <li>Places to visit, play, and enjoy as a tourist destination</li> <li>Thriving local villages</li> </ul>	<ul style="list-style-type: none"> <li>Reduce energy consumption</li> <li>Ensure sustainable modes of transport</li> </ul>
<b>Reducing Public Expenditure by Working Together</b>									
www.chorleypartnership.org.uk					chorleypartnership@chorley.gov.uk				

The Chorley Partnership Delivery plan translates the priorities of the Sustainable Community Strategy into specific projects and actions that our key partners commit to delivering. Delivery of the 2011/12 plan has been very successful with 47 key projects/priorities being delivered by six of the key partners of the Chorley Partnership. Over 90% of the priorities have consistently rated as green throughout the year, demonstrating a high level of partner commitment and achieving substantial progress towards the overall priorities of the SCS strategy.

This document describes and highlights what we have achieved through working in Partnership this year both through the Partnership delivery plan and the continued, invaluable commitment of the wider Chorley Partnership Network.

Working  
Together  
for Chorley



# You and Your Family

“

In 2011/12 the level of residents claiming Job Seekers Allowance was lower than the Lancashire Regional and National average

”

## Priority: Strong Family Support

- Ensure early intervention and prevention of health and wellbeing problems
- Use a whole family approach to address problems and provide support
- Support the ageing population to be healthy and independent

## Priority: Education and Jobs

- Improve skills across the family
- Improve links from good quality education to employment
- Promotion and uptake of local job prospects

## Priority: Being Healthy

- Ensure early intervention and prevention of health and wellbeing problems
- Use a whole family approach to address problems and provide support
- Support the ageing population to be healthy and independent



Gail Porter, You and Your Family Champion said:

“The Chorley Partnership have continued to provide strong leadership and effective delivery around work with families. Their work has helped to put in place a range of services in the area, boosting support and helping families to improve their health and happiness.”

*Gail Porter*



## What has partnership working achieved for You and Your Family in 2011/12?

- A programme of early support initiatives focussing on family intervention, reducing risk taking behaviour and school mentoring is in progress and delivering early support to children and families 0-19 in a range of settings and will be now be extended and rolled out to other areas in Chorley.
- Over 2000 young people in Chorley were able to access development opportunities using music, art and sport including the MACY 'making MACY matter' project, Astley Buckshaw Juniors and The Arts Partnership, enabling them to develop personal skills, interact socially and engage with the community. 40 young people and adults with learning disabilities were also supported to achieve accredited awards.
- The Fire and Rescue service carried out 2536 home fire safety checks in Chorley in 2011/12 and accidental dwelling fires have reduced by 7.8% compared with 2010/11.
- The One Stop Health Shop was successful in raising awareness of healthy lifestyle issues amongst Chorley residents with 35% of health checks carried out resulting in a referral to further health services including, smoking, weight management and exercise as well as a range of other interventions.
- A wide range of services have been delivered to address the needs of local families:
  - 170 families incorporating 270 children have accessed the services of HomeStart resulting in increased skills, knowledge, motivation, confidence and support networks
  - Over 200 older people in Chorley have attended sessions or activities through the Lifestyle centre with wide ranging health benefits
- The Total Family project was successfully delivered and the model will now be rolled out across Lancashire with the aim of improving outcomes and developing more resilient families.

Working  
Together  
for Chorley

**Chorley**  
Partnership



# You and Your Family

## Key projects: Total Alcohol

“

Between 2005 and 2010 teenage pregnancy across the borough has reduced by 22.3%

”

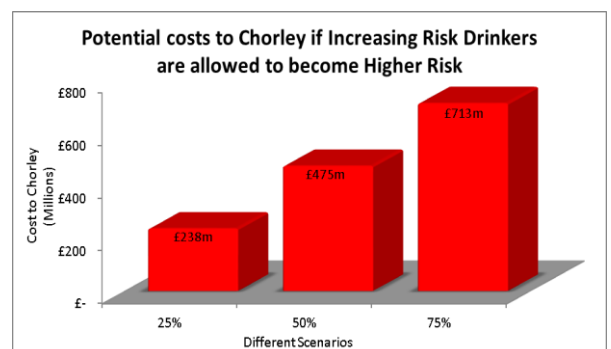
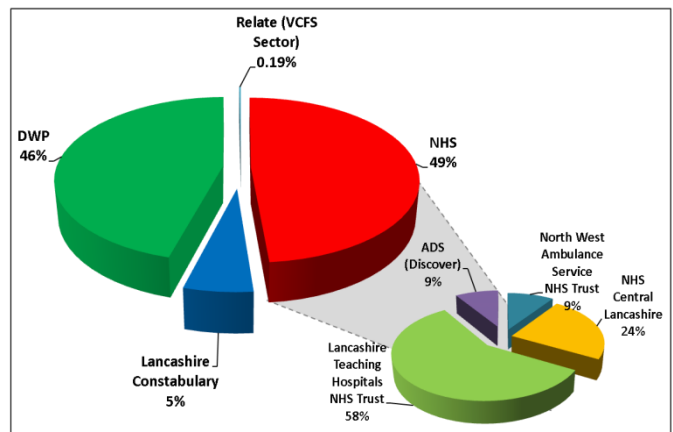
The Total Alcohol Project was initiated to address the concerns of the Chorley Partnership around the increasing problem of alcohol related harm in Chorley with the aim of reducing the social and financial costs associated with this issue. The project was carried out in two phases and involved a range of partners including healthcare professionals, support service providers as well as service users.

Phase one of the project sought to understand the needs and services required by customers around alcohol and defined recommendations to improve the system and solve more issues at the first point of contact.

Phase two of this project looked at the costs associated with alcohol

related harm, calculated the total cost that a higher risk drinker has on public services taking into account potential wider related issues and the broader impact on family members. This cost was then quantified across the population to identify the estimated cost to public services as a whole.

This process indicated an overall estimated cost per high risk drinker over the period of most critical need to be £40,443 (not including ongoing future costs) which could have significant consequences for partner organisations in the future given the high number of increasing risk drinkers in Chorley.



The project delivered recommendations which included using this research to influence future service design and policy, practical improvements to service delivery and updates to organisational policy. The recommendations were translated into a structured action plan for partners in a proactive approach to reducing the future impact of alcohol issues in Chorley.



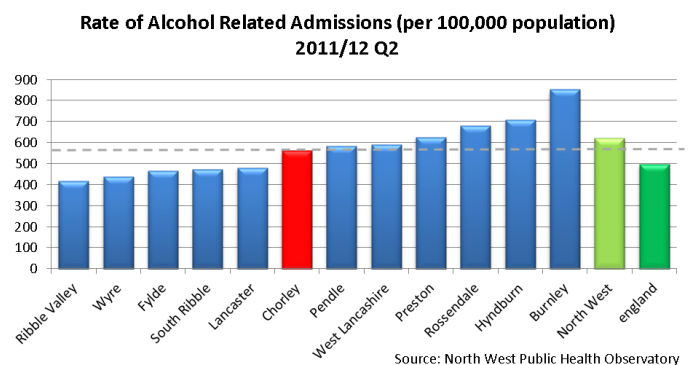
## Performance: You and Your Family

**Alcohol Related Admissions:** Latest figures released show that in quarter two 2011/12 the rate of alcohol related admissions for Chorley was 562 per 100,000 population, and compared with 2010/11 is a decrease of 4%.

Chorley's rate of alcohol related admissions is lower than the North West average with rates per 100,000 of 624 this equates to 10% lower than the regional average.

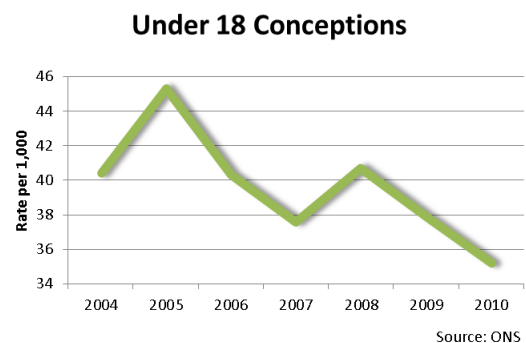
Chorley is now the sixth best district in Lancashire for alcohol related admissions, compared to the second worst in 2009/10.

Although alcohol related admissions are 13% higher than the national average, this is an improvement compared with 28% last year.



**Under 18 Conceptions:** Teenage pregnancies across the borough have been reducing and, as a borough, latest figures from 2010 show that Chorley is lower than the National, Regional and North West average at 35.2 per 1,000. Between 2005 and 2010 teenage conceptions across the borough have reduced by 22.3%.

In 2010 a variety of Chorley Partnership actions were being undertaken to tackle teenage pregnancy; including further roll out of the Girls Allowed and Boys Own projects and re-commissioning of the young persons sexual health service in Chorley.



**Unauthorised Absence in Chorley Schools:** In 2010/11 the percentage of unauthorised absence in secondary schools in the Chorley area was 0.6%, this is lower than the Lancashire, Regional and National average and part of the early intervention project aims to sustain or improve this performance.

**Unemployment:** Figures for the end of March 2012 show that in Chorley 2.8% of the resident population (aged 16-64) claimed Job Seekers Allowance. This level is lower than the Lancashire, Regional and National average.

Working  
Together  
for Chorley

**Chorley  
Partnership**



# You and Your Community

“

Community Clean up Days in 2011/12 have helped bring people together to take pride in their area

”

## Priority: Pride in Quality Homes and Clean Communities

- Provision of quality affordable housing
- Clean Streets
- Communities that residents actively take care of and improve

## Priority: Safe Respectful Communities

- Safe communities
- Cohesive communities where people get on well together
- Reduce death and injuries from fire

## Priority: Quality Community Services and Spaces

- High quality coordinated public services
- Clean, safe and well used open spaces
- Empowered local people managing community assets



### Geraldine Moore, You and Your Family Champion said:

“During the year and despite challenges, a lot has been achieved for local communities in Chorley. The focus on working together and the support of the Chorley Partnership has demonstrated a strong commitment towards healthy, happy and safe communities. The input from the Voluntary, Community and Faith sector along with other partners has been tremendous and will continue to deliver stronger communities for the future.”

*Geraldine Moore*

## What has partnership working achieved for You and Your Community in 2011/12?

- Fantastic play and recreation facilities have long been top of the priority list for many families across Chorley and over the last year many areas have seen dramatic enhancement thanks to a cash injection of more than £300,000 and a range of improvement projects.
- Lancashire County Council and Chorley Council have worked together to improve facilities and access to open spaces including the environmental enhancement scheme at Buttermere Green and projects in Clayton Brook to design village signs with the local school and to support a graffiti project at the community centre.
- Through delivering prevention activities, protection activities and response arrangements, Lancashire Fire and Rescue have worked to ensure that Chorley was one of only two districts in Lancashire that met all targets set for a number of major fire related key performance indicators.
- A series of community clean up days have been successful in getting people together to improve their local surroundings:
  - ♦ Chorley Council held a clean up day at Devonport Way, Chorley East in partnership with Chorley Community Housing on 1<sup>st</sup> April 2012
  - ♦ A community clean up at Fell View as well as a community day for local residents delivered by working in partnership with Chorley Council and Places for People
  - ♦ Community Clean Up days held in October 2011 in Clayton Brook and on 5<sup>th</sup> March 2012 in Astley Village
  - ♦ Coppull Parish Council Community Clean Up held in March 2012 and assisted by a Chorley Council Neighbourhood Officer
  - ♦ Partnership working between Chorley Council and Chorley Community Housing helped to deliver a Community Clean up in Chorley Moor on 28<sup>th</sup> March 2012
  - ♦ Chorley Council have also supported some local volunteer groups with clean up by provision of equipment & removal of waste for them.

Working  
Together  
for Chorley

**Chorley**  
Partnership



# You and Your Community

## Key Projects

### Review of Local Advice Project

The project reviewed customer facing services provided by key public and voluntary agencies around the remit of advice and support to ensure the most efficient joined up delivery of services for customers.

Working with the main local providers including CAB, Help Direct, Welfare Rights and Chorley Council, a mapping exercise was carried out taking into account a number of factors around specific advice areas such as benefits, debt, legal and housing. The project also considered the impact of future national policy changes.

Findings showed that in terms of local advice provision, each organisation takes a largely different role with no major duplication. However, as a result of the review a number of areas were identified where improvements could be made for a better customer experience as well as actions in preparation for future national changes.

### Development of a VCFS forum

In 2010, the Chorley Partnership identified the need to formalise the role of the VCF sector through the development of a forum that would enable the sector to share information, good practice and generally work together better for the benefit of Chorley's communities.

A Consortium of organisations joined together to create the Chorley VCFS Network and over the past 12 months this group have been working to become an established, sustainable voice for the sector in Chorley as well as implementing initiatives to address the needs of voluntary, community and faith groups in Chorley.

“

Chorley remains one of the safest places to live in Lancashire

”

## Performance: You and Your Community

**Crime:** In 2011/12 overall crime fell in Chorley by 0.9% since last year. This table shows the number of incidents of crime by type in Chorley and how it compares with last year's figures.

Category	2010/11	2011/12	% change
All Crime	5,687	5,637	-0.9%
Serious Acquisitive Crime	753	673	-10.6%
Burglary Dwelling	231	236	+2.2%
Vehicle Crime	484	419	-13.4%
Robbery	38	18	-52.6%
All Violent Crime	1,424	1,455	+2.2%
Violence Against the Person	1,310	1,352	+3.2%
Domestic Abuse	516	598	+15.9%
Domestic Abuse Detections (70%)		75%	
Domestic Violence Murder	0	0	0
Criminal Damage (inc arson)	1126	944	-16.2%
Anti Social Behaviour	No comparison	5,076	
Detected Arsons (20%)		3.2%	

Domestic abuse offending continues to record increases. Work has been taking place in 2011/12 to raise awareness of domestic abuse and by providing victims with the confidence to report abuse, the detection rate is positive at 75% compared to a target of 70%.

Performance in 2011/12 reinforces that Chorley still remains one of the safest places to live in Lancashire.

## Fire Safety

Indicator	2011/12 Target	2011/12 Actual	Performance
Vulnerable people including single occupancy households to receive home fire safety checks	60%	68.66%	😊
Deliberate Primary Fires	34	32	😊
Accidental Primary Fires	63	59	😊

Working  
Together  
for Chorley



# You and Chorley

“

Workplace earnings in Chorley remain above the regional average

”

## Priority: Vibrant Local Economy

- Promote knowledge based inward investment
- Support a strong, indigenous business base
- Ensure families and communities reach their full economic potential

## Priority: Thriving Town Centre, Local Attractions and Villages

- A contemporary market town with good quality shops
- Places to visit, play and enjoy as a tourist destination
- Thriving local villages

## Priority: Sustainable Places and Transport

- Reduce energy consumption
- Ensure sustainable modes of transport



Allan Jones, You and Chorley Champion said:

“Chorley continues to be a great place to start a business and effective partnership working has delivered some big achievements in 2011/12 - ensuring a bright future for businesses in Chorley.”

A handwritten signature in black ink, appearing to read 'Allan Jones', with a long horizontal line extending from the end of the signature.



## What has partnership working achieved for You and Chorley in 2011/12?

- The change and improvement plan for the flat iron market was successfully delivered with the arrival of the new red and white market gazebos in April 2012, taking the total number to 76, of which 6 are permanently on the Covered Market.
- 2011/12 saw planning permission granted for the development of a new Asda, securing the redevelopment of the Pall Mall Triangle and Market Street Public Realm
- Chorley successfully managed the delivery and administration of the final year of the 3-year Central Lancashire Intensive Start Up Support (ISUS) Programme (covering Chorley, Preston and South Ribble) The programme completed in December 2011 with very positive feedback from North West Development Agency on completion of the programme.
- A Chorley NEET Task and Finish Group was established in January 2012 to address high numbers of NEETs through coordinated partnership working. NEET figures recorded in November 2011 at 6.6% had reduced to 5.5% by March 2012. This activity will be continued in 2012/13.
- In October 2011 the Buckshaw Parkway station opened providing direct rail links to Manchester. Preston and Blackpool. The 2 platform, fully accessible station with 200 car parking spaces is the product of a joint venture between Lancashire County Council, Chorley Council, Network Rail and Northern rail and will ensure sustainable public transport systems for residents and commuters in Chorley.

Working  
Together  
for Chorley



# You and Chorley

## Chorley for Business

Excellent transport links, a skilled workforce and state-of-the-art premises make Chorley a great place to invest and Chorley Council has been doing its bit to attract new businesses and jobs to the borough.

As well as great success in attracting businesses to the town centre, the council is constantly working in partnership to try and encourage larger companies to invest in Chorley and over the last year Chorley has seen over £120 million worth of investment creating more than 500 jobs with another 500 in the pipeline.

Chorley was ranked by the Sunday Times in 2011 as one of the best places to start a business.

## The Revolution at Buckshaw Village

Inward investment and job creation at the Revolution and Buckshaw Link has grown over the last year, with Tesco, Kimberley Clarke, the Buckshaw Hub and Conair creating over 465 jobs. Golden Acres Group have also safeguarded 35 jobs through their investment at the Revolution.

Current estimates of private sector investment to date at the Revolution and Buckshaw Link are in excess of £100 million, delivering 1.2 million sq. ft of new high quality employment space and in excess of 600 jobs. Also in the pipeline is the Parcel Force development which is expected to deliver an estimated 267 jobs. Many of these companies have worked with the Chorley Employment Charter Partnership which supports and encourages inward investors to recruit local people.

## Chorley – Open for Business:

In 2011 Chorley Council launched its new grants package to attract new quality businesses into empty town centre premises. These grants are available to fund a number of measures that will help retailers to improve their shop fronts, refurbishing premises and generally improving their business.

### Key facts

- ☺ In 2011/12 a total of 9 grants were offered to 6 independent businesses.
- ☺ Total grant funding offered was £35,672.89
- ☺ Total jobs created 25;
- ☺ Private Sector Investment £114,651
- ☺ Grant recipients include Cosmopolitan Wine Bar & Restaurant, Butter Boutique and Café Déjà vu

“

In 2011/12  
70 new  
businesses  
were  
successfully  
established  
in Chorley

”

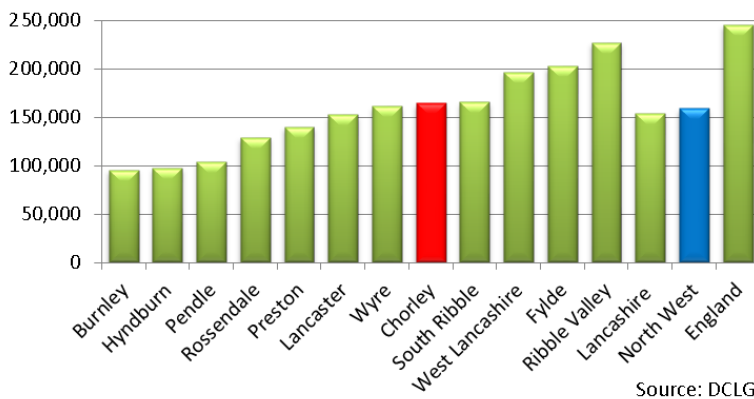
## Performance: You and Chorley

### New businesses in Chorley

Chorley has proved to be a great place to start a business in 2011/12 with 70 new businesses successfully established. The survival rate for businesses in Chorley is also positive with a 12 month survival rate of 95%, and a 24 month survival rate of 92%.

### House Prices in Chorley

**Average House Prices 2011 (provisional)**

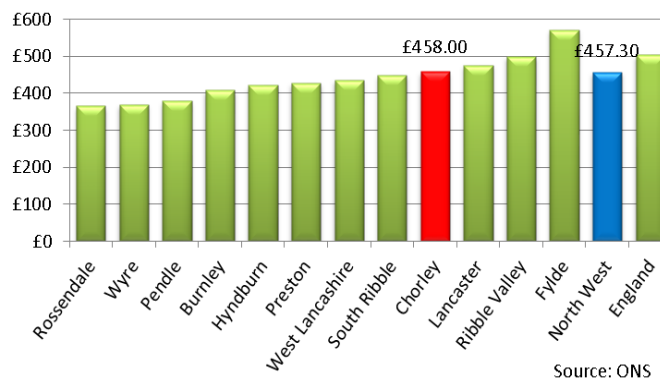


At the end of 2011/12, the average provisional house price in Chorley was £164,810, which is a slight decrease of 2% on 2010/11. Although this illustrates that house prices in Chorley have reduced slightly over the past 12 months, they are 6.6% above the Lancashire average and 3.35% above the regional average.

### Workplace Earnings

The median workplace earnings for the borough at the end of 2011/12 was £458, which is a slight increase of 1% on 2010/11, although this is below the rate of inflation earnings in the Borough remain above the regional average.

**Median Workplace Earnings**



**Working  
 Together  
 for Chorley**



# Chorley Partnership

## 2012/13

### The Challenges Ahead

The Chorley Partnership have made significant achievements in 2011/12 through being flexible, innovative and most importantly, through working together to achieve the Sustainable Community Strategy with the overarching vision to improve the lives of people in Chorley. However, we recognise there are still many challenges ahead due to the local impact of issues and changes nationally such as the Welfare and Health Reforms.

“

Committed  
to helping  
Chorley  
achieve its  
ambitions

”

### Supporting and developing the local economy

Figures suggest that there is still room for significant improvement in this area. For example, whilst the overall number of people claiming jobs seekers allowance in Chorley is lower than the Lancashire, regional and national average, 29% of those claiming are aged 18-24 which equates to 6.8% of this age group in Chorley. Furthermore, the ratio of total jobs to population in Chorley is 0.66 per resident aged 16-64, which is lower than the Lancashire figure of 0.73.

### NEET's

Despite excellent progress this year with work to reduce numbers of those not in education, employment and training (NEET) in Chorley, the current economic climate and increasingly difficult job market mean that we must be proactive in ensuring young people and school leavers in 2012 have access to information and opportunities in order to sustain progress. The 2012/13 NEET project will work alongside LCC Young People's Service to deliver the Chorley and South Ribble NEET provider action plan as well as implementing initiatives to address specific gaps in provision.

### Volunteers and volunteering

Volunteers and volunteering are recognised as having significant positive benefits for individuals and communities in line with several of the SCS priorities. Following changes to the volunteering landscape in Chorley and feedback from local groups it has been recognised that there is a need to strengthen support for VCFS groups. A project has now been commissioned for 2012/13 that will increase recruitment, retention and support for volunteers and develop sustainable infrastructure and capacity to maximise the value and effectiveness of volunteering in Chorley.

# Looking Forward

2012/13

Pages  
15&16

## Social Isolation

Social Isolation has long been a critical concern locally however, the current economic climate, changes to benefit entitlement and an increasingly aging population in Chorley have prompted the Equality Forum and Chorley Partnership to highlight the issue for further investigation. As a result we will be undertaking a project to understand more about the issue and existing provision locally.

## Health and Wellbeing

Arrangements are underway to provide the new commissioning and delivery framework for primary health care and public health services in Chorley. There are complex functional inter relationships that exist or need to be developed to deliver the current health reforms including those between lower and upper tier councils, PCT's, GP Commissioning Groups and the Voluntary Community and Faith Sector. The Chorley Partnership will be involved in ensuring that local arrangements are in place including the formation of the joint Chorley and South Ribble Health and Wellbeing Partnership.

## Looking Forward

This year we welcome contributions to the 2012/13 delivery plan from two new partners, Runshaw College and Lancashire Teaching Hospitals, indicating and emphasising the desire from partners to work together and the value they see in the Chorley Partnership as a mechanism to achieve this.

Going forward, the strength and effectiveness of our relationships and a solid commitment to partnership working puts us in a strong position to address the challenges we face as organisations whilst continuing to achieve the priorities of the Sustainable Community Strategy in 2012/13.

## Thank you to our Partners

**On behalf of the Chorley Partnership Champions, thank you to all Partner Organisations for their continued dedication and commitment to the Chorley Partnership. We look forward to building on our success and working together to deliver even more for Chorley in 2012/13.**

Working  
Together  
for Chorley

**Chorley**  
Partnership



